





PROFILE MOULDER FOR ONE OR SEVERAL DIFFERENT WINDOW TYPES

The Profil Control is produced with one or more long spindles. With the tool splitting technology tools from all the spindles can be combined with each other. The machine can be equipped with a glass bead saw, a hardware groove and top or/and bottom slot cutters.

The Profil Control can be entirely automated and be combined with a "Pentho Control" in order to come to a complete window line



The feeding device has wear resistant wheels. Every wheel is separately spring-loaded.



Air jets in the table bed create an air film between the timber and the table for a better through feed




On the long shaft(s) different tools can be installed



7" touch panel for the full operation of the machine

Possibility for stormproofing sashes with "jump head" to avoid breakout



PROFIL CONTROL



TECHNICAL DETAILS

FRAME

Construction: Combined self supporting frame with a cage construction

Security: conform CE.

TABLE

Guiding: 80 mm high
1st fence manual adjustable 4mm

Through feed: air jets in table for better through feed of timber

Cleaning: compressed air system between table and fence

Width: 160 mm

Extension table: for storm proofing

VERTICAL SPINDLE

Motor: 7,5 kW ; 11 kW option

RPM: 6000

Suspension: dove tail

Positioning: vertical CNC positioned with ball circulating screw horizontal fix; on/off or CNC-positioned option

Spindle length: 545 mm with top bearing

Spindle Ø: 50 mm

Tool: Min. zero Ø 120 mm
Max. Ø = zero Ø + 90 mm; max. 240 mm

Extraction: Ø 180 mm

FEEDING DEVICE

Speed: adjustable between 2 - 12 m/min

Vertical: 20 to 140 mm

Rolers: wear resistant, Ø 100 mm, every 103 mm
number determined by composition machine, min. 13 pieces

Positioning: manual; CNC-positioned option

OPERATING SYSTEM

System: 7" touch panel standard
15" touch panel in separate control console for extension to complete window line


EXTRA MODULES



Glass bead saw



Hardware groove



Slot cutters



Automatic timber return system



15" touch panel with separate control console